

Scaled data based on original data using
LM-79-08 Approved Method: Electrical and Photometric Measurements of Solid-
State Lighting Products

Test Report Prepared for
Cooper Lighting Solutions
(formerly Eaton)

Brand: STREETWORKS

Report Number: P451924

Luminaire Tested: **GLAN-SA2D-750-U-T3R-HSS**

Issue Date: 1/4/2021

Test Information

Test Method: LM-79-08
Report Number: P451924
TEST IS SCALED FROM IESNA LM-79-08 TEST DATA (G3-2011-042-9)
Test Lab: INNOVATION CENTER
Issue Date: 1/4/2021
Manufacturer: COOPER LIGHTING SOLUTIONS (FORMERLY EATON)
Product Line: STREETWORKS
Catalog Number: GLAN-SA2D-750-U-T3R-HSS
Description: GALLEON AREA AND ROADWAY LUMINAIRE
(2) 70 CRI, 5000K, 1200mA LIGHTSQUARES WITH 16 LEDS EACH AND TYPE III
ROADWAY OPTICS WITH HOUSE SIDE SHIELD
Light Source: -
Ballast/Driver: ELECTRONIC DRIVER

Summary

Lumens per Lamp: N/A
Luminaire Lumens: 12180 lumens
Efficiency: N/A
Efficacy: 97.4 lumens/watt
Luminous Opening: Rectangular (W 0.5' x L: 1' x H: 0')
IES Classification: Type III - Short
BUG Rating: B1 - U0 - G2

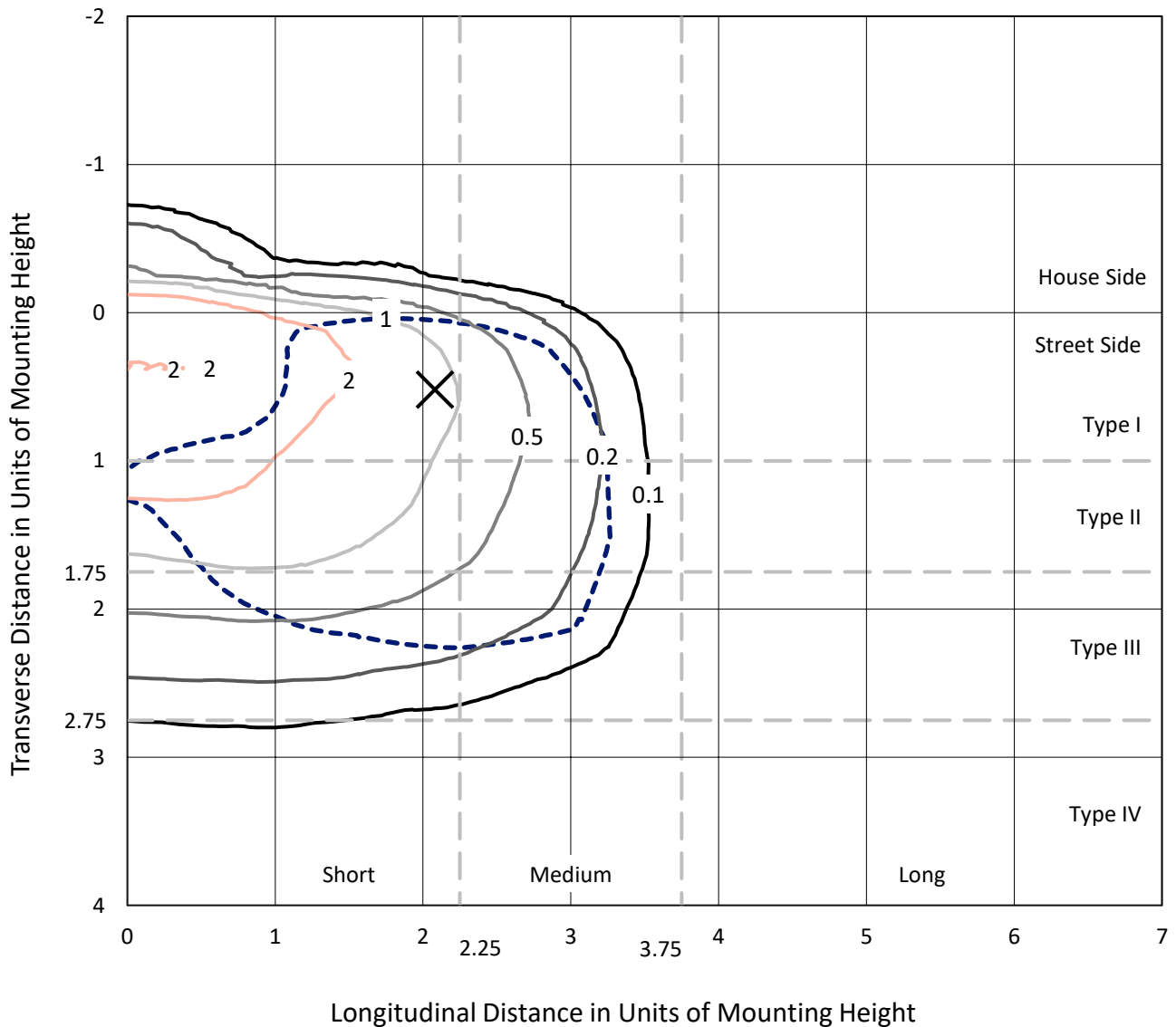
Input Watts (W): 125
Input Voltage (V): NR
Input Current (A_{in}): NR
Voltage Rise (V): NR
Power Factor: NR
Total Harmonic Distortion (THDi): NR
Frequency (hertz): 60
Stabilization Time: NR
Operation Time: NR
Ambient Temperature (°C): NR
Test Distance: 24 FT



REPORT NUMBER: P451924
 CATALOG NUMBER: GLAN-SA2D-750-U-T3R-HSS

Iso-Footcandle Lines of Horizontal Illumination

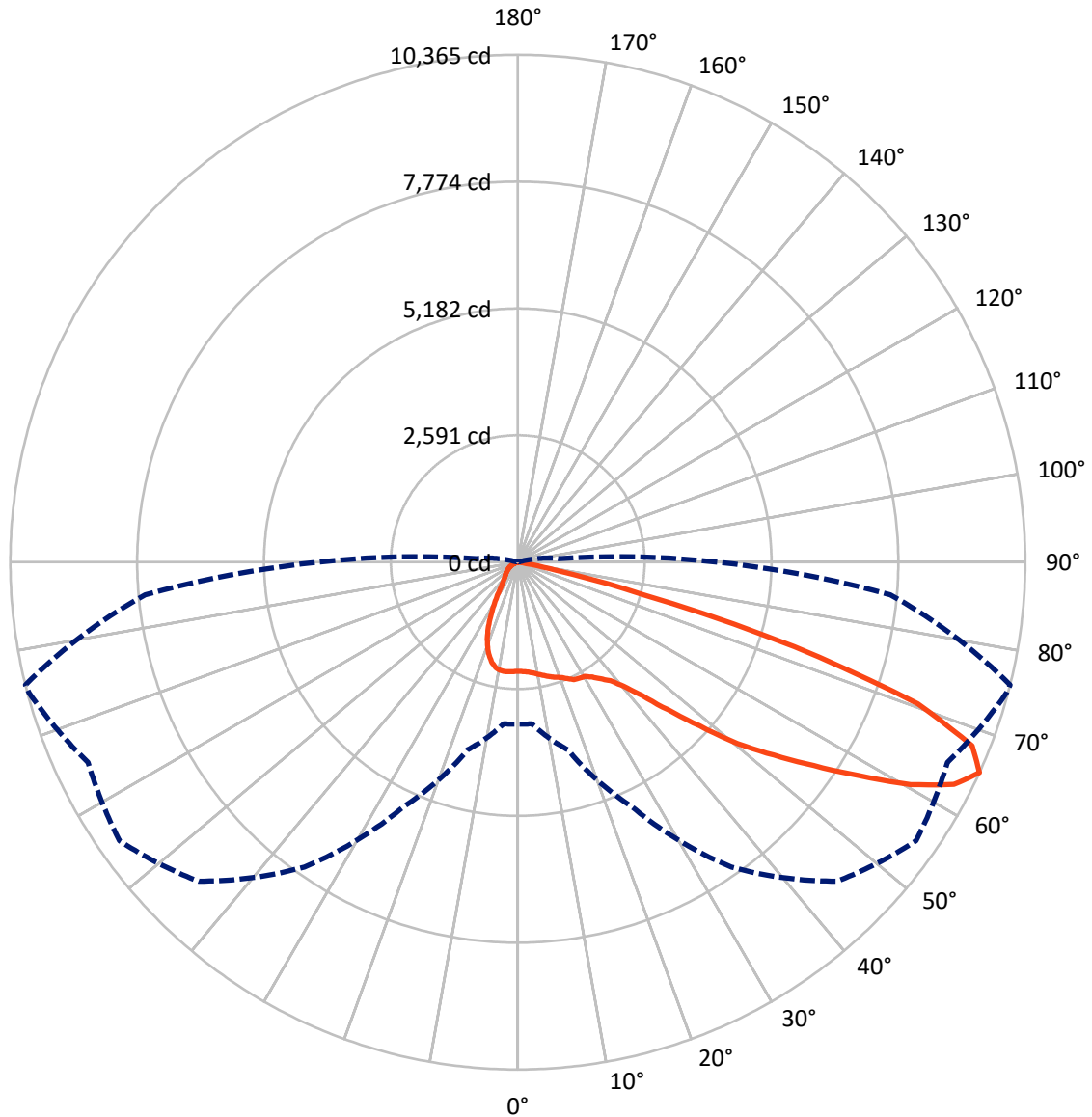
✕ Max cd
 - - - 1/2 Max cd



Based on 25 foot mounting height. Maximum calculated value = 3.7 fc
 Type III - Short - N/A

REPORT NUMBER: P451924
CATALOG NUMBER: GLAN-SA2D-750-U-T3R-HSS

Luminous Intensity Polar Plot



— Vertical Plane Through 76-Deg Lateral - - - Horizontal Cone Through 65-Deg Vertical

REPORT NUMBER: P451924

CATALOG NUMBER: GLAN-SA2D-750-U-T3R-HSS

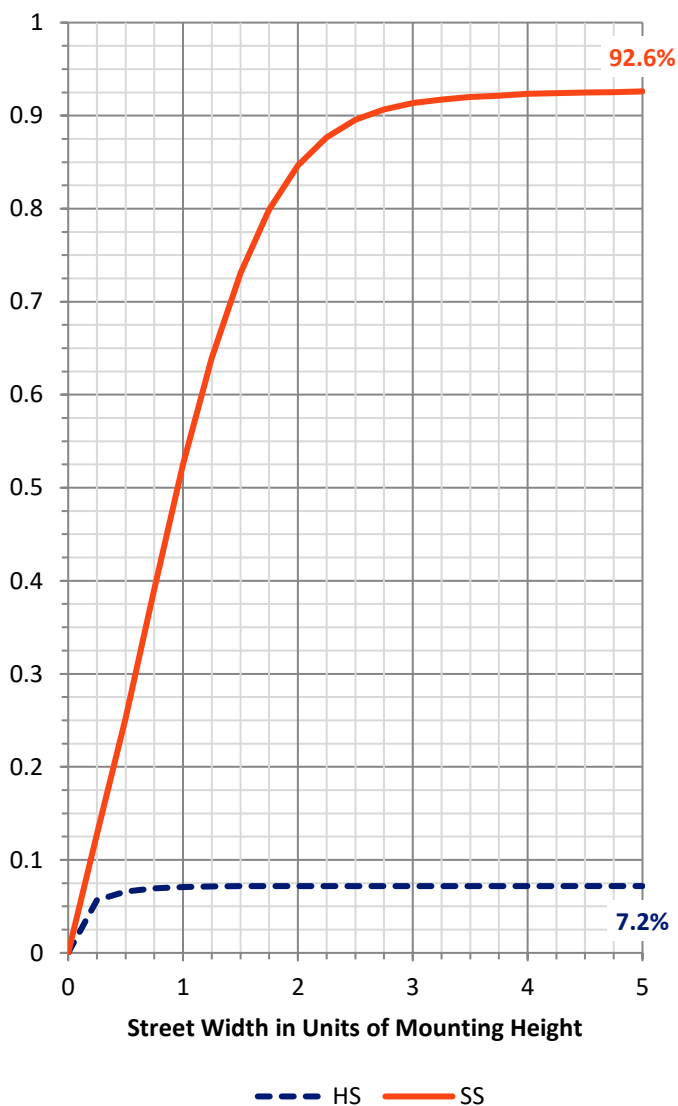
FLUX DISTRIBUTION:

		Downward	Upward	Total
House Side	Lumens	879.6	0.0	879.6
	% Fixture	7.2	0.0	7.2
Street Side	Lumens	11300.4	0.0	11300.4
	% Fixture	92.8	0.0	92.8
Total	Lumens	12180.0	0.0	12180.0
	% Fixture	100.0	0.0	100.0

ZONAL LUMENS:

Zone	Lumens	% Fixture
0°-10°	183.5	1.5
10°-20°	408.7	3.4
20°-30°	658.5	5.4
30°-40°	1145.0	9.4
40°-50°	1892.1	15.5
50°-60°	2922.9	24.0
60°-70°	3569.3	29.3
70°-80°	1354.6	11.1
80°-90°	45.2	0.4
90°-100°	0.0	0.0
100°-110°	0.0	0.0
110°-120°	0.0	0.0
120°-130°	0.0	0.0
130°-140°	0.0	0.0
140°-150°	0.0	0.0
150°-160°	0.0	0.0
160°-170°	0.0	0.0
170°-180°	0.0	0.0
0°-90°	12180.0	100.0
0°-180°	12180.0	100.0

Coefficient of Utilization



REPORT NUMBER: P451924

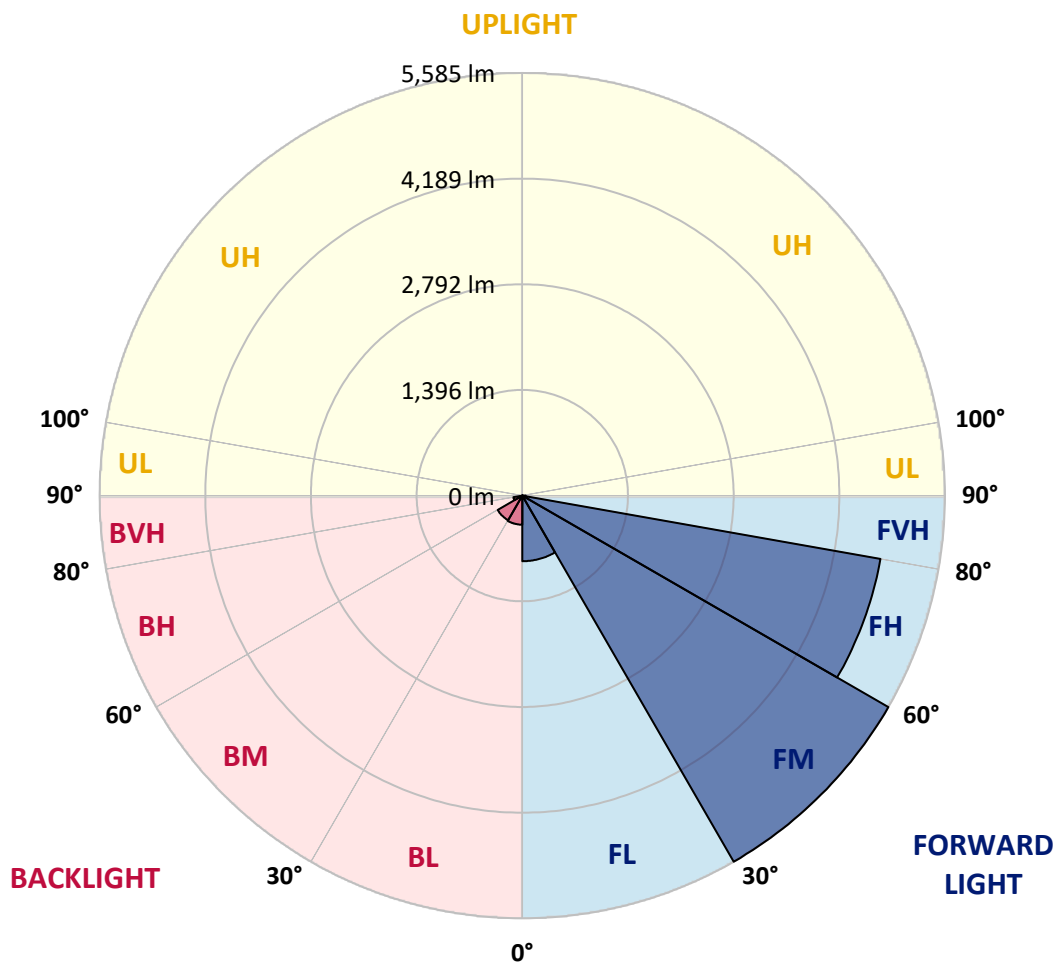
CATALOG NUMBER: GLAN-SA2D-750-U-T3R-HSS

LUMINAIRE CLASSIFICATION SYSTEM LUMEN TABLE AND BUG RATING:

Zone		Lumens	% Fixture	Zone Rating/Lumen Limit		
				B	U	G
FL	(0°-30°)	866.5	7.1			
FM	(30°-60°)	5584.7	45.9			
FH	(60°-80°)	4804.6	39.4			G2/5000
FVH	(80°-90°)	44.6	0.4			G1/100
BL	(0°-30°)	384.3	3.2	B1/500		
BM	(30°-60°)	375.4	3.1	B1/1000		
BH	(60°-80°)	119.4	1.0	B1/500		G1/500
BVH	(80°-90°)	0.6	0.0			G0/10
UL	(90°-100°)	0.0	0.0		U0/0	
UH	(100°-180°)	0.0	0.0		U0/0	

BUG Rating: B1-U0-G2

Type III Short





REPORT NUMBER: P451924

CATALOG NUMBER: GLAN-SA2D-750-U-T3R-HSS

CANDELA DISTRIBUTION (FULL):

	0°	5°	15°	25°	35°	45°	55°	65°	75°	76°	85°
0°	2228.1	2228.1	2228.1	2228.1	2228.1	2228.1	2228.1	2228.1	2228.1	2228.1	2228.1
2.5°	2129.2	2130.1	2135.2	2148.1	2167.9	2184.3	2198.0	2220.4	2235.9	2237.6	2242.7
5°	1982.2	1971.8	1982.2	2015.7	2045.8	2091.4	2147.3	2203.2	2253.0	2256.5	2280.6
7.5°	1817.1	1825.7	1842.0	1876.4	1933.2	2002.8	2083.6	2183.4	2278.0	2286.6	2333.9
10°	1649.4	1668.3	1694.9	1747.4	1826.5	1916.8	2026.9	2169.6	2317.5	2329.6	2411.3
12.5°	1494.6	1503.2	1535.9	1606.4	1704.4	1831.7	1983.9	2161.9	2361.4	2376.0	2493.8
15°	1375.9	1387.1	1415.5	1479.1	1588.3	1751.7	1948.6	2159.3	2404.4	2425.0	2576.4
17.5°	1353.5	1360.4	1372.5	1415.5	1510.9	1688.1	1916.8	2158.5	2445.7	2470.6	2652.9
20°	1445.6	1439.5	1427.5	1423.2	1475.7	1639.1	1893.6	2165.3	2485.2	2513.6	2733.8
22.5°	1676.0	1683.8	1613.3	1529.8	1512.6	1631.3	1890.2	2198.0	2548.0	2581.5	2824.1
25°	2165.3	2106.0	1995.9	1796.4	1645.9	1678.6	1928.9	2275.4	2621.1	2658.1	2905.7
27.5°	2706.2	2688.2	2517.1	2188.6	1908.2	1778.4	1997.6	2334.7	2645.2	2683.0	2952.2
30°	3237.7	3259.2	3063.1	2700.2	2289.2	1963.2	2062.1	2357.1	2666.7	2706.2	3011.5
32.5°	3730.4	3756.2	3584.2	3224.8	2738.1	2283.1	2173.1	2444.0	2757.0	2797.4	3110.4
35°	4118.3	4121.7	3991.9	3705.5	3228.2	2671.8	2413.0	2596.2	2879.1	2926.4	3215.3
37.5°	4474.3	4469.1	4316.9	4070.1	3636.7	3058.0	2714.8	2771.6	3018.4	3067.4	3366.7
40°	4738.3	4741.7	4692.7	4460.5	4017.7	3414.8	2953.9	2935.8	3252.3	3328.8	3586.8
42.5°	4914.6	4946.4	4970.5	4852.7	4496.6	3854.3	3321.1	3287.6	3658.2	3721.8	3898.1
45°	5057.3	5114.1	5234.5	5228.4	4956.7	4393.4	3825.0	3756.2	4233.5	4301.4	4294.6
47.5°	5161.4	5219.0	5418.5	5538.9	5389.3	4916.3	4458.8	4399.5	4920.6	4994.5	4732.3
50°	5214.7	5283.5	5538.0	5771.1	5727.2	5420.2	5181.2	5184.6	5750.4	5821.8	5239.6
52.5°	5090.0	5179.4	5601.7	6021.3	6106.5	5902.6	5857.9	5971.4	6489.1	6550.2	5698.0
55°	4691.8	4804.5	5514.8	6234.6	6545.9	6471.9	6626.7	6799.6	7296.6	7336.2	6168.4
57.5°	4439.9	4559.4	5258.5	6416.0	7073.9	7187.4	7432.5	7558.9	8129.9	8230.5	6708.4
60°	4227.5	4321.2	5047.9	6454.7	7610.5	8062.8	8301.0	8431.7	9158.4	9223.7	7302.6
62.5°	3874.0	3981.5	4691.8	6184.7	7880.5	8763.7	9257.3	9198.8	9953.8	9999.4	7667.2
65°	3305.6	3315.1	3969.5	5506.2	7601.9	9218.6	9928.9	9683.8	10333.9	10364.9	7638.9
67.5°	2467.2	2558.3	3053.7	4328.1	6421.2	8829.9	10146.5	9696.7	10094.0	10008.0	7032.6
70°	1589.2	1658.8	2069.9	3001.2	4629.9	7368.8	9425.0	9032.0	8859.1	8668.2	5756.5
72.5°	733.5	823.0	1229.7	1714.7	2745.8	5249.1	7650.9	7337.9	6376.5	5905.2	3659.1
75°	319.9	342.3	607.1	904.7	1287.3	2775.9	5044.4	4555.1	2879.9	2630.6	1464.5
77.5°	195.2	209.8	318.2	485.0	505.6	1057.7	2717.4	1987.3	890.0	785.1	397.3
80°	132.4	148.8	231.3	253.7	172.8	295.0	1019.9	530.6	179.7	172.0	85.1
82.5°	64.5	81.7	171.1	141.9	74.8	94.6	296.7	113.5	52.5	49.0	30.1
85°	9.5	16.3	96.3	92.9	33.5	22.4	52.5	28.4	18.1	17.2	13.8
87.5°	0.0	0.0	32.7	14.6	3.4	3.4	6.0	6.0	6.9	6.0	6.9
90°	0.0	0.0	0.0	0.0	0.0	0.0	0.0	0.0	0.0	0.0	0.0



REPORT NUMBER: P451924
 CATALOG NUMBER: GLAN-SA2D-750-U-T3R-HSS

CANDELA DISTRIBUTION (continued):

	90°	95°	105°	115°	125°	135°	145°	155°	165°	175°	180°
0°	2228.1	2228.1	2228.1	2228.1	2228.1	2228.1	2228.1	2228.1	2228.1	2228.1	2228.1
2.5°	2245.3	2249.6	2233.3	2210.1	2185.1	2160.2	2124.9	2093.1	2074.2	2085.4	2057.8
5°	2285.7	2282.3	2239.3	2168.8	2075.0	1962.4	1850.6	1755.1	1724.2	1677.7	1672.6
7.5°	2341.6	2332.2	2241.0	2079.3	1867.8	1656.2	1449.9	1313.1	1234.9	1168.7	1170.4
10°	2419.9	2392.4	2221.2	1922.0	1573.7	1254.7	991.5	810.9	732.7	707.7	688.0
12.5°	2500.7	2447.4	2166.2	1709.6	1225.4	857.4	602.8	492.7	444.6	429.1	427.4
15°	2572.9	2488.7	2069.9	1454.2	890.9	547.8	411.1	374.9	368.9	369.8	368.9
17.5°	2644.3	2521.4	1936.6	1183.3	605.4	393.0	353.4	344.8	347.4	350.9	350.0
20°	2703.7	2528.2	1766.3	902.9	428.3	344.8	331.9	330.2	332.8	335.4	335.4
22.5°	2768.2	2533.4	1564.2	625.2	350.0	320.8	313.9	313.9	317.3	320.8	321.6
25°	2816.3	2505.0	1322.6	448.9	308.7	297.5	294.1	295.0	298.4	300.1	299.3
27.5°	2824.1	2425.0	1066.3	344.0	280.3	269.2	265.7	269.2	264.9	267.4	265.7
30°	2830.9	2323.6	806.6	289.8	254.5	237.3	232.2	227.0	223.6	219.3	218.4
32.5°	2852.4	2204.0	589.1	260.6	230.5	211.5	199.5	184.9	173.7	170.3	169.4
35°	2861.9	2060.4	432.6	237.3	209.0	188.3	166.8	146.2	129.9	123.8	128.1
37.5°	2898.0	1921.1	335.4	220.1	190.0	164.2	136.7	110.9	95.5	92.0	93.7
40°	2972.0	1769.8	281.2	205.5	173.7	141.9	108.4	83.4	73.1	69.7	68.8
42.5°	3090.6	1619.3	250.2	191.8	157.4	119.5	85.1	65.4	56.8	54.2	54.2
45°	3235.1	1474.8	228.7	177.1	140.2	96.3	67.1	52.5	47.3	45.6	45.6
47.5°	3425.2	1348.4	210.7	162.5	121.3	76.5	54.2	45.6	42.1	43.0	43.9
50°	3617.8	1254.7	190.9	146.2	99.8	62.8	46.4	40.4	39.6	40.4	40.4
52.5°	3763.1	1199.6	164.2	123.8	78.3	52.5	41.3	37.8	37.0	35.3	35.3
55°	3959.2	1187.6	130.7	100.6	61.9	43.9	37.0	34.4	31.8	30.1	29.2
57.5°	4211.1	1201.3	100.6	78.3	48.2	36.1	32.7	28.4	24.9	21.5	21.5
60°	4367.6	1170.4	78.3	60.2	35.3	29.2	24.9	20.6	16.3	13.8	12.9
62.5°	4317.8	1039.7	61.9	44.7	24.9	21.5	16.3	13.8	9.5	6.9	6.0
65°	4060.6	839.3	49.9	31.0	18.1	12.9	8.6	8.6	4.3	0.9	0.0
67.5°	3554.1	621.7	39.6	20.6	10.3	6.0	4.3	2.6	0.0	0.0	0.0
70°	2892.8	448.9	31.0	12.9	6.0	4.3	1.7	0.9	0.0	0.0	0.0
72.5°	1836.8	257.1	24.1	7.7	4.3	1.7	0.0	0.0	0.0	0.0	0.0
75°	710.3	100.6	16.3	5.2	1.7	0.0	0.0	0.0	0.0	0.0	0.0
77.5°	201.2	47.3	9.5	2.6	0.0	0.0	0.0	0.0	0.0	0.0	0.0
80°	52.5	20.6	5.2	0.9	0.0	0.0	0.0	0.0	0.0	0.0	0.0
82.5°	24.9	8.6	1.7	0.0	0.0	0.0	0.0	0.0	0.0	0.0	0.0
85°	14.6	3.4	0.9	0.0	0.0	0.0	0.0	0.0	0.0	0.0	0.0
87.5°	6.9	0.9	0.0	0.0	0.0	0.0	0.0	0.0	0.0	0.0	0.0
90°	0.0	0.0	0.0	0.0	0.0	0.0	0.0	0.0	0.0	0.0	0.0

(END OF REPORT)